

Step Up/Down Isolation Transformer User's Manual

For Model:
TX6KW



Version 1.1 (PN:TX6KW202207121)

Manufacturer Information

Sigineer Power Limited

Email: info@sigineer.com

TEL: +86 769 82817616

US Warehouse: 205 E Alma Ave A6, San Jose, CA 95112

Important Safety Information

Save This Manual! Read this manual before installation, it contains important safety, installation and operating instructions. Keep it in a safe place for future reference.

All wiring must follow the National Electric Code, Provincial or other codes in effect at the time of installation, regardless of suggestions in this manual. This off grid solar inverter should be connected to a grounded wiring system.

Warning:

- 1 Don't make wrong wiring, it could cause wrong output voltage or short circuit.**
- 2 Install the transformer with 50CM/20" clearance at all side, keep it away from flammable materials.**

General Information

Thank you for purchasing the TX6KW Step Up/Down Isolation Transformer.

It is designed to power loads with specific voltage requirements that differ from the available line voltage.

It provides a means of raising (boosting) or lowering (bucking) a supply line voltage.

It has one primary windings (H1-H2) and two secondary windings (L1-N1 and L2-N2). Its primary and secondary windings are isolated from each other.

A single unit is used to boost or buck single-phase voltage or split single phase voltage into split phase.

Three units are used to boost or buck three-phase voltage.

It requires little physical space, is economical, and power efficient.

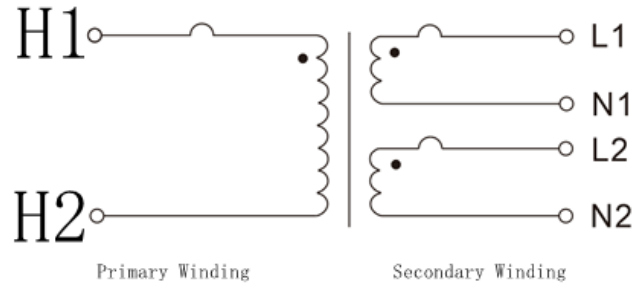
A Step Up/Down Isolation transformer can have two main applications:

1. Buck (lower) or boost (raise) available line voltage to another voltage.
2. Provide electrical isolation.



Features

- Encapsulated with electrical grade resin
- Cores of high-quality electrical steel
- Aluminum Windings
- 60/50 Hz operation with 6000W/6000VA output
- 95% Efficiency
- 135oC temperature rise, 180oC insulation class
- Mounting holes for quick and easy mounting
- AC input and Output Breakers for Over Current Protection
- Ambient temperature 0 - 40°C (32 - 104°F)
- Isolation Voltage: 1000Vac

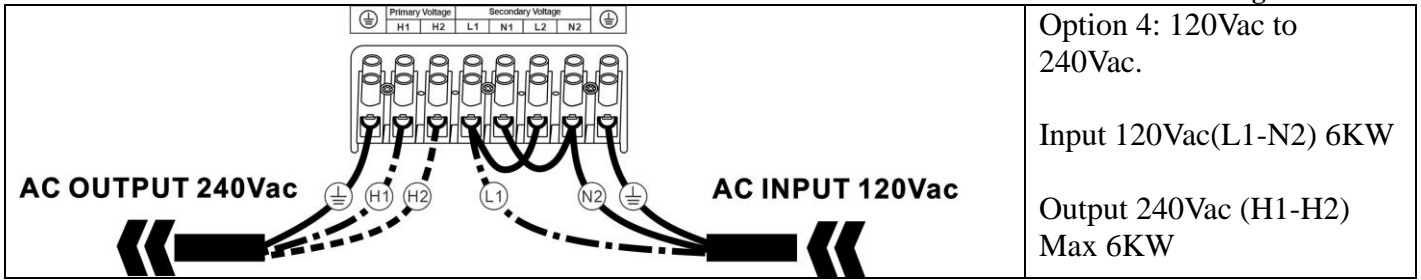


Isolation (or Insulating) Transformer Work Principle

Wiring Options:

On the Ac terminal block, the pins are divided into two groups: primary voltage and secondary voltage. When the primary voltage is connected to the power source (line voltage), the secondary voltage output voltage for loads. Vice verse.

Primary Voltage	Secondary Voltage
H1 H2	L1 N1 L2 N2
	<p>Option 1: 240Vac to 120/240Vac.</p> <p>Input 240Vac (H1-H2) 6KW</p> <p>Output 120Vac(L1-N1) Max 3KW</p> <p>Output 120Vac(L2-N2) Max 3KW</p> <p>Output 240Vac(L1-N2) Max 6KW</p>
	<p>Option 2: 240Vac to 240Vac.</p> <p>Input 240Vac (H1-H2) 6KW</p> <p>Output 240Vac(L1-N2) Max 6KW</p>
	<p>Option 3: 240Vac to 120Vac.</p> <p>Input 240Vac (H1-H2) 6KW</p> <p>Output 120Vac(L1-N2) Max 6KW</p>



Main Specifications

Nominal Power: 6KW/6KVA

Nominal Frequency: 50Hz/60Hz

AC Input Voltage: 220-240V or 110-120Vac

AC Output Voltage: 110-120V or 220-240Vac

Ambient temperature: 0 - 40°C (32 - 104°F)

Isolation Voltage: 1000Vac

Efficiency: 95%

AC Terminal Cable Size: Max AWG8

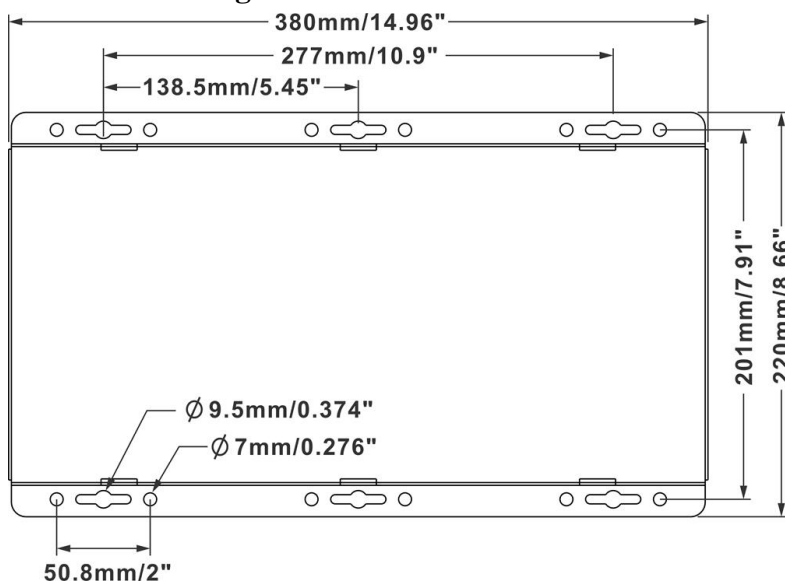
Product Size(L*W*H):380*220*176mm/15*8.6*7"

Carton Size(L*W*H): 530*320*305mm/20.9*12.6*12"

Net Weight:29.5KG/64.9Lbs

Gross Weight:31.5KG/69.3Lbs

Installation Flange:



※Errors and omissions reserved. Specifications in this manual are subject to change without prior notice.

Save This Manual!

Read this manual before installation, it contains important safety, installation and operating instructions. Keep it in a safe place for future reference.